



# LITTLE FLOWER CHILDREN SCHOOL-BALLIA



Affiliated to CBSE New Delhi [10+2]



The time to cheer aloud,  
The time when you can play,  
On the beach with your loved ones,  
And do what your heart say,  
There is no one to see here,  
There is nothing as such to see,

Only the sunlight passing the home,  
And clear blue sky as can be,  
Summers are finally here,  
So have a good summer time,  
As it's the most amazing time  
Happy Summer Time.

## SESSION: 2025- 26

Class-VIII

Passport Size

Paste Photo

Students Name \_\_\_\_\_

Roll No: \_\_\_\_\_

Section: \_\_\_\_\_

### Holiday Homework

**Little Flower Children School  
Kiriharapur, Ballia**

**Notice**

**NOTICE NO: LFCS/May/09/2025**

**Date: 18/05/2025**

Dear Parents,

Summer vacation is a joyful and refreshing time for children. It provides them with an opportunity to relax, explore their interests, and learn beyond textbooks. It is also the perfect time to encourage creative thinking and skill development.

To make this vacation meaningful and engaging, we have prepared fun-filled and educational assignments. These have been designed to ensure that children enjoy themselves while learning. We encourage students to complete the tasks independently, with minimal assistance. Your cooperation will help us nurture responsible and curious learners. We would appreciate it if the children complete the assignments on their own. Help and guidance may be given wherever required. Let us work together towards the betterment of the students.

Exciting prizes will be awarded to the best five Holiday Assignments.

Happy Holidays

General Instructions to be Followed:

1. This is to notify that the school announces Summer Vacation 2025 from 20th May 2025 to 30th June 2025. Classes will resume on 1st July 2025 (Tuesday) as usual.
2. The Summer Vacation Home Assignment is available on our website: [www.lfcsballia.co.in](http://www.lfcsballia.co.in)
3. The school office will remain open from 8:00 am to 1:00 pm during the summer vacation.
4. The holiday homework is to be done neatly and in accordance with the questions asked. Submit it to the subject teacher on or before 5th July 2025. Late submissions will not be considered for prizes.
5. Mock Test Result Distribution will be held on 24th May 2025, from 9:00 am to 11:30 am.
6. Download the holiday homework pages and complete the tasks.
7. Handwriting should be neat and legible.
8. All holiday homework should be done in the designated holiday homework copy or on the given worksheets.
9. The holiday homework will be graded.
10. Work should be original and not copied from the internet.
11. Assignments should be submitted to the respective subject teachers. Surprise recapitulations will be conducted in July.
12. Encourage your ward to complete the holiday homework independently.

**Summer Tips to Follow:**

1. A healthy mind resides in a healthy body – go for walks, stay hydrated, eat healthy food, and avoid junk food.
2. Read newspapers, novels, blogs, and stories to build language and vocabulary skills.
3. Get involved in activities like cooking, singing, dancing, aerobics, cycling, trekking, swimming, art and craft, river rafting, and gardening. Share your experiences with friends and family.
4. Spend time with grandparents and parents. Talk to them and learn from their life experiences.

Thanks & Regards

LFCS BALLIA



## EXPLORE NATURE

Let's explore nature by accompanying our grandparents/ parents to a morning/ evening walk and observe various animals, birds and plants.

- On the walk, collect dry leaves of varied shapes and be creative with them.
- Make a small nest with dry twigs, branches etc.
- Listen to the various sounds and chirping of birds and try to recognize them.



## FAMILY BONDING TIME

Spend quality time with your family and help them to:

- Lay the table.
- Assist in kitchen.
- Learn 2 new indoor games.
- Use 3 magical words - Thank You, Please, Sorry.



## VISIT TO A VILLAGE

Let's visit a village nearby and know about the roots of our countryside:

- Find out the crops that are grown.
- Sources of water used for cultivation.
- Make one related drawing on A4 sheet.





# activity TIME

- **MAGIC COASTER**

Let's make a coaster with hand printing and get it laminated (size: 4"x4")



- **BIRD FEEDER**

To inculcate the habit of helping the birds around us, let's make a bird feeder with a waste water bottle.



- **FINGER PUPPETS**

It's time to be creative, have fun and to tell a story with self designed finger puppets.

- **ROCK PAINTING**

Let's collect small pebbles/ stones and paint them to give a vibrant look.



- **ADOPT A PLANT**

As we are growing up, so it's time to take up a responsibility. Let's adopt and take care of a plant and take it's before and after picture.




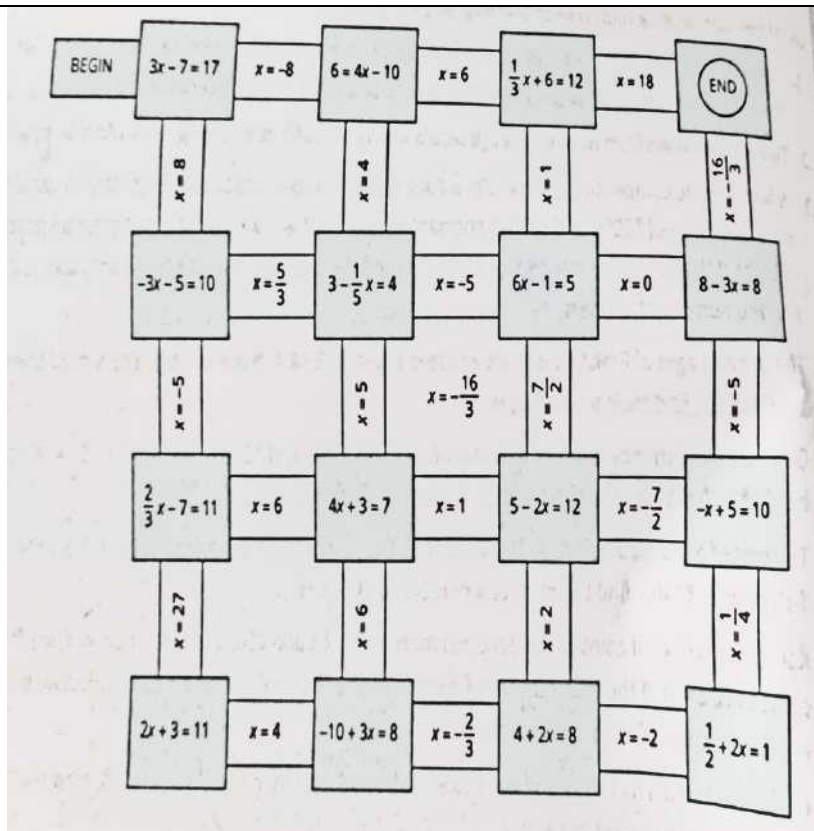
- **MAKE BOOKMARKS**

Let's read atleast two story books and make two bookmarks for them.

**LITTLE Flower CHILDREN SCHOOL**  
**SUMMER HOLIDAY HOMEWORK -2024**

**CLASS : VIII**

Subject	Assignment
<b>English</b>	<p>I. Comics are a medium used to express ideas with images, often combined with text or other visual information. It attracts the readers or the children in particular. Create a comic script based on any funny or witty story like Akbar-Birbal, Tenali Ramakrishna, An episode from Tom Sawyer's story etc , using A-4 sized sheets.</p> <p><b>RUBRICS:</b>  <b>Creativity: 2m</b>  <b>Logical thinking: 1m</b>  <b>Sequence of dialogues: 2m</b></p>  <p>II. Poetry is a form of writing that uses not only words, but also form, patterns of sound, imagery, and figurative language to convey the message.  Write any poem of Wordsworth, a nature poet. Identify any two poetic devices and write them with examples, in your grammar note book.  Then compose your own short poem of four to six lines, based on Nature. Include words like blossoms, serene, beauty, birds etc.</p> <p><b>RUBRICS:</b>  <b>Poem appreciation: 1m , Poetic devices: 2m</b>  <b>Poem composition/Creativity: 2m</b></p> <p>III. “Reading is essential for those who seek to rise above the ordinary.”  Read the following books to enhance your vocabulary, analytical thinking skills &amp; writing skills.</p> <p>a) „Gift of Magi“ by „O“ Henry  <a href="https://americanenglish.state.gov/files/ae/resource_files/1-the_gift_of_the_magi_0.pdf">https://americanenglish.state.gov/files/ae/resource_files/1-the_gift_of_the_magi_0.pdf</a></p> <p>b) Collection of short stories by „Oscar Wilde“  <a href="https://www.wilde-online.info/short-stories.htm">https://www.wilde-online.info/short-stories.htm</a></p>
<b>Mathematics</b>	<p><b>ACTIVITY – EXPERIENTIAL LEARNING</b>  <b><u>1.TOPIC – LINEAR EQUATION IN ONE VARIABLE</u></b></p> <p>Start from the <b>BEGIN</b> and go to <b>END</b>. For every equation, you will find two solutions, only the correct solution guides you the correct path.</p> <p>a) Draw the given maize on A4 size paper and show the direction of your path to reach the end with <b>highlighter</b>.</p> <p>b) Solve the sums to find the correct answer. Show your working out stepwise on A4 paper.</p> <p><b><u>2.TOPIC - DATA HANDLING</u></b></p> <p>It is always helpful to have a target or benchmark in our lives that we would want to surpass. Students will know their strengths and areas of improvement which will help them to set a goal or an objective and work towards it.</p>



- c) Take a photocopy of your class 7 report card and draw a double bar graph of term 1 and term 2 marks obtained out of 100.
- d) Stick the copy of report card and graph on A4 papers.
- e) Design a cover page creatively with the following details:
  - i) Title – on the top of the page
  - ii) Name of the student –
  - iii) Class/section- Roll no -
  - iv) Subject-

**Learning outcomes :**

- Students recall the method to solve the equation.
- Students solve the equations.
- Students analyse the solutions to choose the direction.
- Students compare the results.
- Students creatively design the cover page.

3. Learn tables everyday : 2 to 15

**Rubrics**

Q 1. Solving the maize - 5 marks

Q2. Drawing double bar graph - 4 marks

Presentation and cover page - 1 mark

**Science:  
Physics**

**TOPIC: “EARTHQUAKE: NATURE’S TREMOR”.**

Create a collage on earthquakes. You can include images of an earthquake, diagrams explaining tectonic plate movements, safety tips and facts about famous earthquakes. You can add the pictures of recent earthquake in Taiwan.

Don’t forget to add captions to explain each element of your collage.

**LEARNING OBJECTIVES:**

1. Understanding the science behind earthquakes, including the causes, such as tectonic plate movements, and the mechanics of seismic waves.
2. Exploring historical and recent earthquakes to understand their magnitude, effects, and the responses they elicit.

Biology	<p>3. Developing awareness of earthquake preparedness and safety measures, including how to respond during and after an earthquake.</p> <p>4. Appreciating the importance of earthquake monitoring and early warning systems in mitigating risks and saving lives.</p> <p>5. Examining the role of engineering and urban planning in building earthquake-resistant structures and communities.</p> <p><b>Questions to answer in A4 sheets:</b></p> <ol style="list-style-type: none"> <li>1. Enlist the causes and effects of an earthquake.</li> <li>2. List out the safety measures to be followed during an earthquake.</li> <li>3. State the role of National Disaster Management Authority (NDMA) during an earthquake.</li> </ol> <p><b>Learning outcomes:</b></p> <ol style="list-style-type: none"> <li>1. Knowledge Acquisition: comprehensive understanding of the science behind earthquakes, including their causes, effects, and mechanisms.</li> <li>2. Critical Thinking: could be able to analyse the impact of earthquakes on society, the environment, and infrastructure, evaluating factors such as preparedness, response, and recovery.</li> <li>3. Problem-Solving Skills: Will develop the ability to assess earthquake risks, devise strategies for mitigating those risks, and implement safety measures in earthquake-prone areas.</li> </ol> <p><b>Rubrics:</b>  Collage making – 4m  Question and answers- Relevance and appropriateness- 3QX2M=6M</p> <p><b>Make a PPT on the following topics.</b>  Chapter 1: Crop production and management  Learning objectives: 1. Identify vulnerable zones for crop production in India.  2. Learn about the measures of crop protection during a disaster.  3. List the types of disasters which disturb crop production.  4. List the recent trends in crop production.</p> <p><b>Learning outcomes:</b>  <b>Could identify vulnerable zones for crop production , measures of crop protection during disaster and understand latest agricultural practices.</b></p> <p><b>Rubrics:</b> 1. Minimum 5 slides relevant to  a) Vulnerable areas of agricultural production in India,  b) Recent trends in crop production like aquaponics  c) „Urban Kisan“  d) Kitchen garden  e) Organic farming- 5M  2. Content/ explanation for each picture- 5M (Total= 10M)</p>
Social Science	<p><b>Introduction:</b> Through this hand -on - activity, it is intended that the learners will be able to gain knowledge about the tribal communities of Andaman and Nicobar Islands. They will have in-depth information about the socio-economic and cultural aspects of these tribes.</p> <p><b>Activity: Conduct a research on any four of the following tribal groups of Andaman and Nicobar Islands namely</b></p> <ol style="list-style-type: none"> <li>1. The Great Andamanese</li> <li>2. Onge</li> <li>3. Jarawa</li> <li>4. Sentinelese</li> <li>5. Shompen</li> <li>6. Nicobarese</li> </ol> <p><b>Instructions: Your report should include the following</b></p> <ol style="list-style-type: none"> <li>a. Name of the Tribe</li> <li>b. Present Population</li> </ol>



- c. Area where they live
- d. Customs/ Language
- e. Religion and religious practices
- f. Clothing Pattern and food habits
- g. Music and dance form
- h. Development and its effect on the tribal society in the last five decades
- i. Referencing / Bibliography : Weblinks

**Rubrics:** The students will be evaluated based on the following rubrics .

**Presentation & Creativity: 2 Marks**

**Content : 8 Marks**

**4 tribes (Each tribe carries two marks – 4 X 2m = 8m)**

I  
Hindi

ग्रीष्मकालीन अवकाशीय परियोजना कार्य

विषय – हिंदी

विषय संवर्धन तथा कला समेकित परियोजना

**[ART INTEGRATED AND SUBJECT ENRICHMENT PROJECT]**

**विषय-झारखंड और तेलंगाना की संस्कृति, लोकगीत तथा लोकनृत्य ।**



**परियोजना का परिचय (Introduction)-** विविधताओं का देश, भारत अपनी विभिन्न संस्कृतियों के लिए जाना जाता है। भारत में गीत-संगीत, नृत्य, नाटक-कला, लोक परंपराओं, कला-प्रदर्शन, चित्रकारी एवं लेखन के क्षेत्रों में एक बहुत बड़ा संग्रह मौजूद है । तेलंगाना और झारखंड भारत के राज्य हैं। झारखंड भारत के पूर्वी भाग में स्थित है।

तेलंगाना भारत के दक्षिणी भाग में स्थित है । झारखंड और तेलंगाना की संस्कृति, लोकगीत तथा लोकनृत्य की जानकारी देते हुए एक सुंदर परियोजना तैयार कीजिए ।

**परियोजना निम्नलिखित संकेत बिन्दुओं पर तैयार करनी होगी –**

- ❖ झारखंड और तेलंगाना की संस्कृति की विशेषताएँ और उनमें समानताएँ।
- ❖ झारखंड और तेलंगाना के लोकनृत्य तथा लोकगीतों के नाम ।

**सामान्य निर्देश – (Steps and Instructions)**



- आपको अपनी परियोजना पाठशाला के प्रथम दिवस पर जमा करानी है।
- यह कार्य सुंदर लिखावट में लिखा होना चाहिए | विषय संबंधी चित्र होने चाहिए |
- परियोजना कार्य रंग-बिरंगा,आकर्षक तथा A4 size कागज़ पर 5 या 6 पृष्ठों में किया जाना चाहिए |
- परियोजना का एक सुंदर आवरण पृष्ठ होना चाहिए, जिस पर हिंदी परियोजना, परियोजना का नाम,आपका नाम,आपकी कक्षा एवं वर्ग अवश्य लिखा होना चाहिए।

**परियोजना का उद्देश्य (Learning Objectives)–** भारतीय संस्कृति का केंद्र हिंदू धर्म है, जो केवल एक धर्म नहीं बल्कि एक व्यापक जीवन शैली है। भारतीय संस्कृति की सबसे बड़ी विशेषता रही है अनेकता में एकता। अपने आचार विचारों की एकता के कारण यहाँ सदा सामाजिक संस्कृति का ही रूप देखने को मिलता है अपनी ऐसी अद्भुत संस्कृति के बारे में जानकारी रखना आवश्यक है।

**परियोजना का प्रतिफल – (Learning outcome)** इस परियोजना से छात्रों का बहुमुखी विकास होगा, जैसे -

- तेलंगाना और झारखंड की संस्कृति,गीत,नृत्य,लोक-परंपराओं,कला-प्रदर्शन,का छात्रों को ज्ञान होगा। उनमें राष्ट्रीय भावना का संचार होगा |
- उनकी भाषा, सृजनात्मकता तथा कला-कौशल का विकास होगा |

**परियोजना के मूल्यांकन के आधार –(Rubrics)**

कुलांक	सृजनात्मकता	भाषा	प्रस्तुतिकरण	जानकारी	चित्र
10	2	2	2	2	2

## SCIENCE

Question 1. Make a neat & clean diagram of fractional distillation of petroleum on chart paper.

### Activity Based Question:

Question 2. How will you produce alcohol by yeast?

### Value Based Question:

Question 3. Mohan is a farmer. He always collects dry leaves and remains of harvested crops. Why do you think he does so? What values does Ramlal exhibit?

### Project Work:

Question 4. Visit your family doctor. Make a list of vaccines that are given to a child from birth up to the age of 10. Also find out the diseases for which they provide immunity. Prepare a project report.

### HOTS:

Question 5. Why does curd set faster in summers than in winters?

Question 6. Why are earthworms considered as farmer's friend?

Question 7. What is nitrogen cycle, make a well labelled neat & clean diagram.

## ENGLISH

I. Storytelling with a Twist (Narrative Writing: 3m, Imagination: 2m)

Think about a well-known fairy tale (like Cinderella, Little Red Riding Hood, Jack and the Beanstalk, etc.).

a) Choose one character from the fairy tale and imagine that they have a secret – something that the other characters in the story don't know.

b) Write a short paragraph (5-7 sentences) revealing this secret and hinting at how this secret might have changed the course of the original story if it had been revealed.

### RUBRICS:

\* Narrative Writing: Clarity, coherence, and engaging storytelling.

\* Imagination: Originality and plausibility of the secret and its potential impact

II. Be creative: Poster designing.

Dengue cases are on the rise in your city. At the secretary of the health ministry draft a poster to create awareness among the citizens in your city about the spread of the disease and measures to safeguard against it so that the number of cases do not increase.

III. Ad-Mad Show (Activity + File)

Task: Create a fun advertisement for any product you invent (e.g., “Magic Shoes” or “Homework Helper Pen”).

Activity Component:

- Write the script of your ad (dialogue + slogan).
- Record a short video (optional) or act it out at home.

File Required: A written script with drawings or cut-outs of your product, submitted in a decorated folder.

## SANSKRIT

1. Improve your reading & handwriting daily.
2. Learn case-ending of “Ashmad”, “Yushmad” and “Matri”.
3. Learn Dhatu of “Khad” in all Lakars.
4. Learn and write the exercise of 1 & 2 and practice it in rough copy.
5. Make a beautiful chart paper of shloks with it's meaning and colour it.

## COMPUTER

- 1- Create a project on Latest technological trends and upcoming innovations.
2. Create a chart paper on evolution of AI and Robotics.

## HINDI

- प्र.1- 15 पेज सुलेख लिखिए।  
प्र.2- अपनी पाठ्य पुस्तक 'पावनी' से 1 से 4 अध्याय तक के कठिन शब्द याद कीजिए।  
प्र.3- अपनी पाठ्य पुस्तक 'पावनी' से कोई दो कविता याद कीजिए।  
प्र.4- व्यंजन के विभिन्न रूपों को लिखिए और याद कीजिए।  
प्र.5- अपनी पाठ्य पुस्तक ' (उड़ान)' में दिये गये विलोम पर्यायवाची और मुहावरे लिखिए और याद कीजिए।  
प्र.6- स्वर और व्यंजन का चार्ट बनाइए।

## MATHS

- Q.N:1 - Very important:  
(a) Learn all the square till 25. (b) Learn all the cubes till 12. (c) Learn all the tables till 25.  
Q.N:2 - What properties the following expressions show?  
(i)  $\frac{2}{3} + \frac{4}{5} = \frac{4}{5} + \frac{2}{3}$  (ii)  $\frac{1}{3} \times \frac{2}{3} = \frac{2}{3} \times \frac{1}{3}$   
Q.N:3 - Find the reciprocal of the following rational numbers.  
(i)  $-\frac{3}{4}$  (ii) 0 (iii)  $\frac{6}{11}$  (iv)  $\frac{5}{(-9)}$   
Q.N:4 - Multiply  $\frac{5}{8}$  by the reciprocal of  $(-\frac{3}{8})$ .  
Q.N:5 - If sum of two consecutive numbers is 11, find the numbers.  
Q.N:6 - Solve. (i)  $5 - 3(5x+2) = 4(7-3x) + 1$  (ii)  $(6x+1)/3 = 12$   
Q.N-7:- When four consecutive integers are added, the sum is 46. Find the integers.  
Q.N-8:- Make a project on rational number and their properties.  
Q.N-9:- Make a project on all algebraic identities.  
Q.N-10:- Explain different types of quadrilateral and their properties with the help of diagrams (diagrams with coloured paper).

## Reasoning

- Q.N-11:- If ENGLAND is written as 1234526 and FRANCE is written as 785291, how is GREECE coded?  
Q.N-12:- How many 5's are there in the given number sequence which are immediately preceded by 7 and immediately followed by 6?  
Q.N-13:- Among five boys, Vasant is taller than Manu, but not as tall as Raju. Who is the tallest in the group?

## SOCIAL SCIENCE

**Written Work : 1** Write all 'insight' boxes from  
History (chp. 1 & 2), Geography (Chp. 1 & 2) Civics – (Chp. 1 & 2)

**Note book work:** Draw or paste picture all the president and prime minister of India from 1947 till date. (from pag. No. 192, 194, 195)

**Creativity :** Collect picture and information about any of the following and prepare a collage.

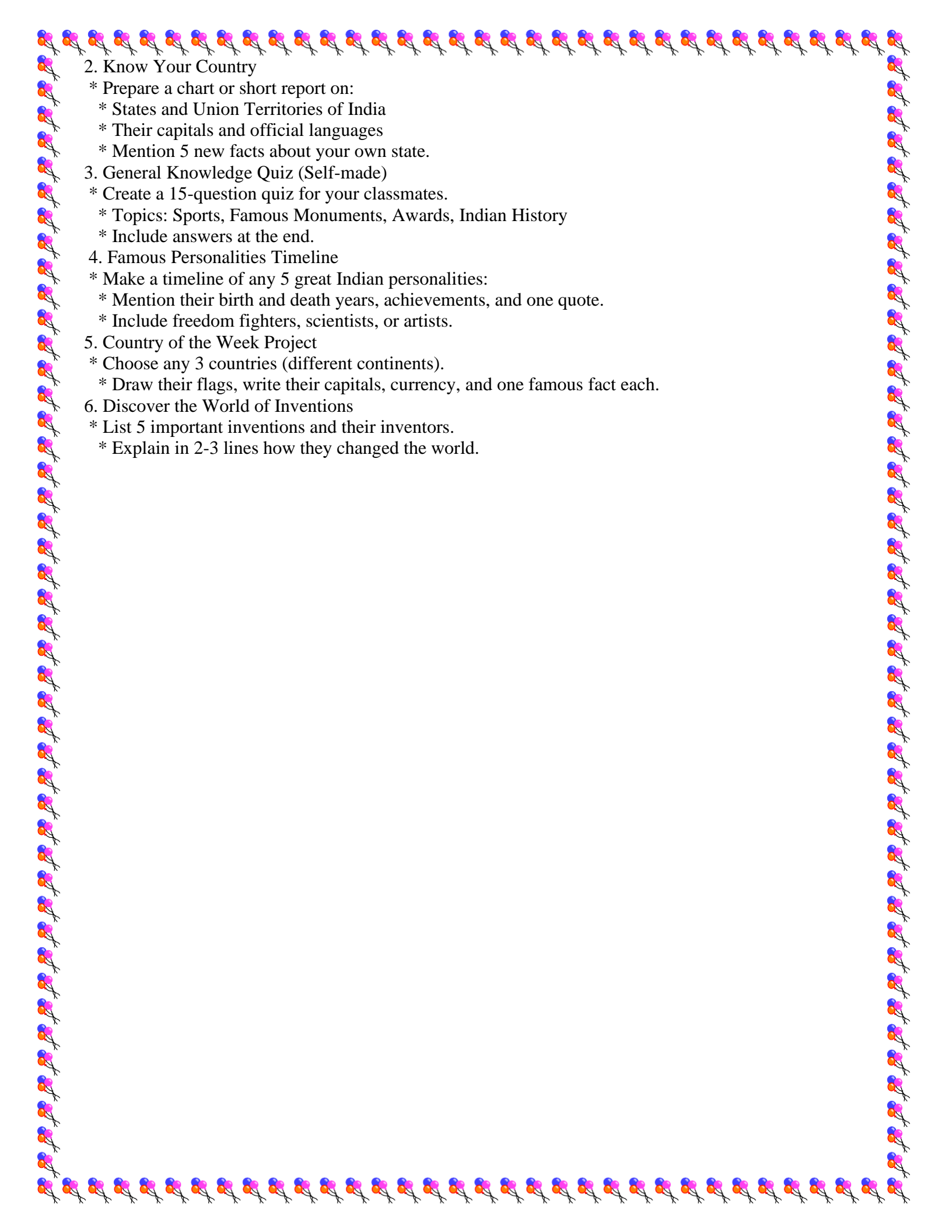
- Tipu Sultan
- Maharaja Ranjit Singh
- Siraj-ud-Daula

**Subject Integration :** Find out the extent of usage of wind energy in India and the place where wind mills are set up. Then write a report based on your research.

## G.K.

1. Weekly Current Affairs Diary (2 weeks)  
\* Maintain a diary with:  
\* 1 important national and 1 international news each day.  
\* Write the headline and a 3-line summary.





## 2. Know Your Country

- \* Prepare a chart or short report on:
  - \* States and Union Territories of India
  - \* Their capitals and official languages
  - \* Mention 5 new facts about your own state.

## 3. General Knowledge Quiz (Self-made)

- \* Create a 15-question quiz for your classmates.
  - \* Topics: Sports, Famous Monuments, Awards, Indian History
  - \* Include answers at the end.

## 4. Famous Personalities Timeline

- \* Make a timeline of any 5 great Indian personalities:
  - \* Mention their birth and death years, achievements, and one quote.
  - \* Include freedom fighters, scientists, or artists.

## 5. Country of the Week Project

- \* Choose any 3 countries (different continents).
  - \* Draw their flags, write their capitals, currency, and one famous fact each.

## 6. Discover the World of Inventions

- \* List 5 important inventions and their inventors.
  - \* Explain in 2-3 lines how they changed the world.

Little Flower Children School, Kiriharapur, Ballia

My Daily Routine

Name: \_\_\_\_\_ | Class: \_\_\_\_\_ | Date: \_\_\_\_\_

Activity	Time Spent/ Time of Day	Remark(if any)
Wake up Time		
Morning Routine		
Exercise/ Yoga		
Breakfast		
Study Time 1		
Short Break		
Study Time 2		
Screen Time(Mobile/TV)		
Lunch		
Rest/ Nap		
Reading/ Hobby Time		
Evening Exercise/ Play		
Dinner		
Family Time		
Bed Time		

One thing I enjoyed today: \_\_\_\_\_

One good habit I followed today: \_\_\_\_\_